



Community Gardens

Keeping the Garden Growing

Cindy Finneseth, PhD
Extension Specialist
Community Horticulture

 **Martin-Gatton**
College of Agriculture,
Food and Environment

**Department
of Horticulture**

HOW TO START A COMMUNITY GARDEN

Play (k)

Bethany Pratt, Jefferson Co. Extension Horticulture



How to Start a Community Garden



https://www.youtube.com/watch?v=NiNo5T75E_k

Benefits of Community Gardens

Growing food and
ornamentals

Health benefits

Community building

Neighborhood benefits



Types of Community Garden Sites

Community Gardens

Personal crop production for self, family and/or charity

Users of the garden



School & Recovery Gardens

Education (food production / consumption); often farm-to-table components

Users affiliated with the site



Incubator/Market Farms

To harvest and sell products

Users of the space



Community Garden Challenges

User Management

Theft & Vandalism

Wildlife Control

Seasonal Fatigue



A photograph of a community garden with several raised wooden beds containing various green plants. A group of people, including men and women of different ages, are gathered around the garden, some standing and talking, others sitting on a wooden bench. In the background, there is a small wooden structure with a roof and a greenhouse. The garden is surrounded by tall trees.

User Management: Review Your Team


Take a community organizing approach - build a leadership team with a diversity of skills. Consider:


- Farming/Gardening expertise (ANR/Hort Extension Agents, Master Gardeners)
- Nutrition & wellness knowledge (FCS agents, wellness enthusiasts)
- Community partners (local site staff, faith-based organizations, local residents)
- Administrative/organizational strengths (grant writers, Extension support staff)

User Management: Best Practices

Evaluate roles, expectations, and capacity early before launching a project. Review and update as needed:

- Define clear roles and responsibilities
- Use logs and signage
- Host team meetings
- Act early
- Communication



A photograph of a community garden with several raised wooden beds containing various plants and vegetables. In the background, there are tall trees, a chain-link fence, and a red building. A white semi-transparent box on the right side of the image contains text.

Theft & Vandalism

Expect and accept that some level of vandalism and theft may occur in a community garden site

Theft & Vandalism: Best Practices

Ideas to minimize issues:

- Recruit community champions
- Fencing
- Signage
- U-Pick/Surplus
- Camouflage





Wildlife Control

Expect and accept that some level of predation may occur in a community garden site

Recognize food safety concerns

Wildlife Control: Best Practices

- Pest ID
- Exclusionary tactics
- Repellents
- Trapping
- Compost management




A photograph of a garden bed. In the center, a trellis structure is covered with green bean plants. The trellis is made of dark, curved metal or wood. The plants have large, heart-shaped leaves and some small white flowers. To the left of the trellis, there is a dense patch of tall, green grass. In the background, there are more plants, including some with yellow flowers. The overall scene is lush and green. The text "Seasonal Fatigue" is overlaid on the right side of the image in a large, black, sans-serif font.

Seasonal Fatigue

Seasonal Fatigue: Best Practices

- Host an event
- Plan an educational program
- Reflect on successes



A photograph of a community garden featuring several raised wooden beds filled with various green plants. A chain-link fence runs across the middle ground, and a dense line of trees is visible in the background under a clear blue sky. The right side of the image is partially covered by a white, semi-transparent graphic element.

Measuring Success

What is a
“successful”
community garden?

References and Additional Resources

- Beavin, A., Pratt, B., & Breazeale, N. 2022. *Growing Successful Community Gardens: Key Criteria, with a Focus on Garden Leadership & Governance Structures*. Community and Economic Development Initiative of Kentucky, Cooperative Extension Service, University of Kentucky. Retrieved from https://cedik.ca.uky.edu/files/growing_successful_community_gardens_march_2022.pdf
- Louisville Grows. 2020. *Community Garden Toolkit*. Louisville Grows. Retrieved from <https://louisvillegrows.org/wp-content/uploads/2020/03/Community-Garden-Toolkit.pdf>
- National Recreation and Park Association (NRPA). *Community Garden Handbook*. NRPA. Retrieved from https://www.nrpa.org/uploadedFiles/nrpa.org/Grants_and_Partners/Environmental_Conservation/Community-Garden-Handbook.pdf
- University of Kentucky Cooperative Extension Service. 2024. *Recovery Garden Toolkit*. University of Kentucky.
- University of Maine Cooperative Extension. Bulletin #4300: *Steps to Organizing Your Community Garden*. University of Maine.

Cindy Finneseth

N310B Ag Science N

Lexington, KY 40546

859.257.3320

Cindy.Finneseth@uky.edu



Martin-Gatton

College of Agriculture,
Food and Environment

**Department
of Horticulture**

